

# *Red Stilettos*

**For Solo Flute**

*Commissioned by  
and Dedicated to  
Megan Lanz*



STILETTO

**Stephen Bachicha**

# Red Stiletto

for solo flute

## Performance notes for Flutist.

This piece is all about *sass*, *attitude*, and *sexiness* and being flirtatious; exactly what one would expect from someone donning a pair of *Red Stiletto*s. The performer is expected to wear a pair of Red High Heels for performance. Thicker heels are recommended to help produce an ideal sound for the foot stomps. Foot stomps should be done primarily with the heel of the shoe.

♩ note indicates a strong tongue pizzicato accent prior to the sound of the note.

z through the stem of a note indicates to flutter tongue

On the second staff, x notes indicate to stomp your foot on the floor, all other notes on the second staff are to be sung.

x shaped note-heads are to be played by tonguing into the instrument without definite playing a pitch



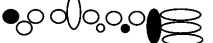









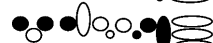





† is an accent created not by tongue or air, but by *slamming* the keys hard for that note

at m 29 and 45, roll the flute toward the mouth so that the mouth is covering the mouthpiece indicated by the picture


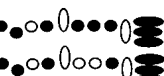

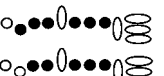
diamond shaped notes are for harmonics. Use the “normal” fingering of the diamond note and play the resulting tones indicated by regular note shapes.

in measure 108, use the indicated fingering of E5, then over blow to get the resulting harmonics and slur down to play the diamond shape harmonic of E4. Try to keep the sound of E5 as consistent as possible.

\* Fingerings for m. 26 – each note on the second staff is indicated vertically in the chart below. For ease of performance, this fingering should be memorized to allow the coloring of the Eb and G#

Eb	G#
	
	
	
	
	
	
	
	
	

\* Fingerings for timbre trills at mm 22-26 are as indicated.

C -	
B -	
G -	
D -	

for Megan Lantz

# Red Stiletos

for flute solo

Stephen Bachicha  
(2009)

Lentissimo  
A little flirtatious

Musical notation for measures 1-6. The first staff is a flute line with dynamics *fp*, *f*, *f*, and *ppp ff*. The second staff is a vocal line with dynamics *p*, *ppp*, *p*, *f*, *p*, *f*, and *mp*. Performance instructions include *wide vibrato*, *loco*, and *(quasi echo)*. A double bar line with repeat dots is present at the end of measure 5.

Musical notation for measures 7-10. The first staff is a flute line with dynamics *pp*, *f*, *p*, and *ff*. The second staff is a vocal line with dynamics *p* and a note marked *8vb if necessary*. Performance instructions include *loco*, *faintly*, and *3* (triplets).

Musical notation for measures 11-16. The first staff is a flute line with dynamics *f*, *mf*, and *pp*. The second staff is a vocal line with dynamics *pp*. Performance instructions include *rit.* and *fast vib — very slow*.

Faster ♩ = ~ 90

Firey

Musical notation for measures 17-20. The first staff is a flute line with dynamics *ff* and *ff*. The second staff is a vocal line with a note marked *ah! (yelled)*. Performance instructions include *6* (sextuplet) and *ff*.

Red Stiletto

22 out of tempo

*mp* *sfz* (timbre trills) \*see notes

26 *a tempo*

(timbre variations) \*see notes *f p f*

28 *f sfz* *rit.* *a tempo* rotate flute to:

*f sfz* *rit.* *a tempo* rotate flute to: tonguing without definite pitch

31 *ord sfz* *Molto meno mosso* *mf* *a tempo* *f*

*ord sfz* *Molto meno mosso* *mf* *a tempo* *f*

35 *mf* *f* *meno mosso* *ff* *ppp* *a tempo* *mf* *p*

*mf* *f* *meno mosso* *ff* *ppp* *a tempo* *mf* *p*

39 *delicate* *loco* *mf*

*delicate* *loco* *mf*

42 *ff* *a tempo* *blown into flute (same as before)* *aggressive* *mp*

45 *fast vib* *ord* *roll* *f* *mp* *f* *mp* *p sfz p sfz*

49 *flaunting* *Tempo primo* *wide vibrato* *smorz.* *a tempo* *Firey* *f* *sfz* *f* *sfz*

52 *delicate* *surprising* *delicate* *aggressive* *f* *mp*

56 *p* *f* *non vib* *(sing)*

Red Stiletto

59 *loco* **Tempo Primo** *(rolled)* *p sfz*

62 *a tempo* *mp* *f* *f* *slow vib* *increase vib speed*

65 *(sexy)* *rit.* *dec to extremely soft air* *faint whistle tones* *decrease vib speed to none*

69 *scherzando* *with sass!* *sfz* *f* *f* *sfz*

71 *f* *f* *ff* *pp*

74 *ord smorz. vib* *relaxed* *loco* *p* *f* *pp* *mp* *ff*





91 *with attitude!*  
*a tempo*

*sub p*  
(sing)  
(octave lower if necessary)

*as if starting another run!*

(stare into audience while waiting)

94 *Hot & Fiesty!!*

*ff*

*f*

*p*

96 *poco rit.-----*

*f*

*ff*

98 *a tempo Hot!!*

*sfzpp*

*sfz*

*sfz*

*sfz*

100

*sfz*

*sfz*

*sfz*

*sfz*

*sfz*

*sfz*

*sfz*

Tempo Primo *Lentissimo*

*Flirtatious & Sensual*

102 *fp* *f* *f* *ff*  
out of tempo ord a tempo wide vibrato  
Vib non vib increase vib speed

109 *mp* *p*  
*loco*

113 *f* *sfz* *f*  
*scherzando with sass!*  
(sing) *sfz*

116 *f* *sfz* *f*  
*tr*

118 *ff* *ff*  
*loco*

*poco accel.*

120 *ff*

123 *p* *smorz. vib* *f* *sfz*

125 *ff* *sfz pp* *sfz pp* *sfz f*

127 *Bitchy!!!*  
*let the tessitura create cresc*  
*fff sfz*  
*with "stiletto" attitude*

\*As soon as the last note is played swiftly remove the flute from face as if giving "attitude". Proceed to walk off stage.

DO NOT wait for audience clapping before going off the stage. Feel free to return to stage to accept applause.